



**GEDA**

Environmental Performance Overview

2024



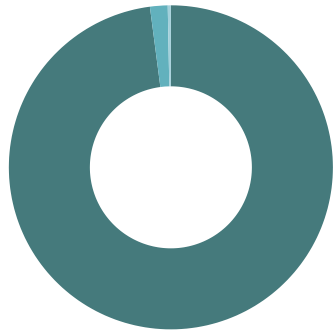


# Environmental Performance Overview 2024

## WASTE MANAGEMENT

**99.96%** of waste diverted from landfill

**141** Tonnes of waste per 100k of turnover



### WASTE BY STAGE

- 97.93% Excavation Waste
- 1.76% Construction Waste
- 0.31% Demolition Waste

## BIODIVERSITY INITIATIVES



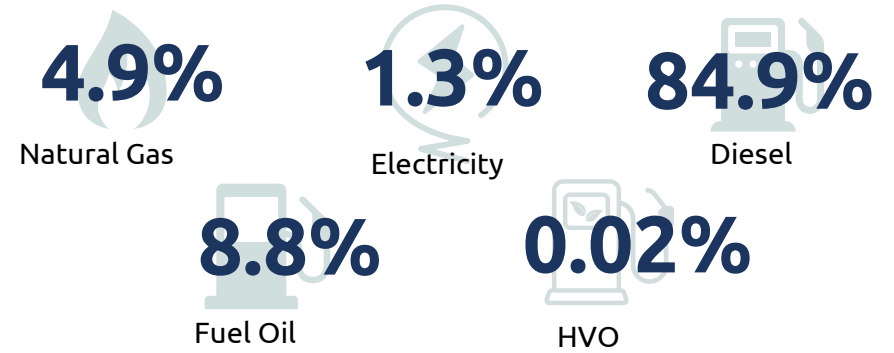
**25** Biodiversity Initiatives

## WATER USAGE

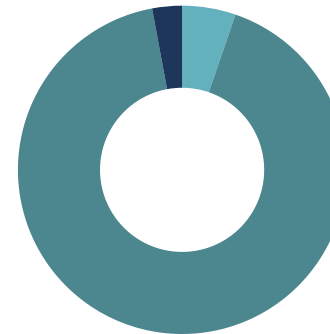
**431.00m3** of water used across offices and project sites

There is **5.8x** more water in an Olympic Pool than used in 2024

## ENERGY USAGE BREAKDOWN

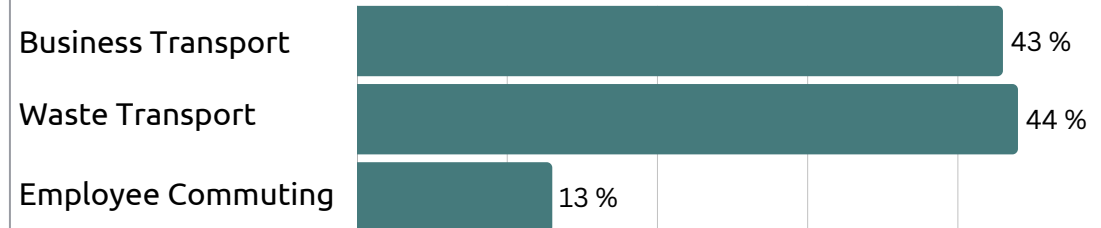


### ELECTRICITY USAGE BREAKDOWN



- 5.3% Brown Electricity
- 91.8% Renewable Energy purchased
- 2.9% Generated through PV Solar

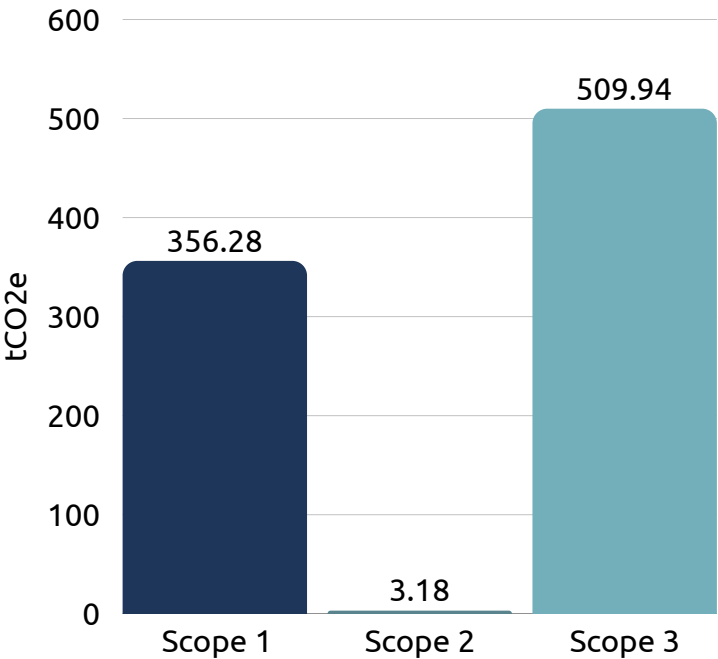
## SCOPE 3 TRANSPORT





TOTAL EMISSIONS

869.39 tCO2e



- 40.9% Scope 1 Emissions
- 0.4 % Scope 2 (Market) Emissions
- 58.7 % Scope 3 Emissions

EMISSIONS BREAKDOWN

