



GEDA

Environmental Performance Overview

2023

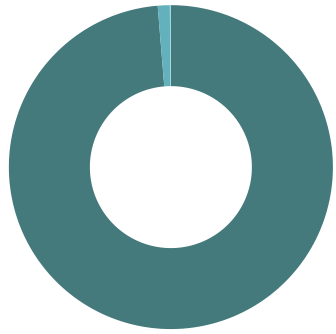
#ThinkSAFF™



Environmental Performance Overview 2023

WASTE MANAGEMENT

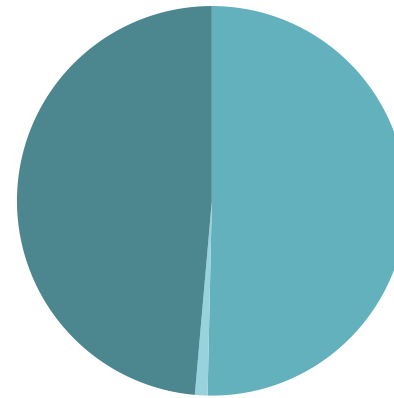
98% of waste diverted from landfill **65** Tonnes of waste per 100k of turnover



WASTE BY STAGE

- 98.7% Excavation Waste
- 1.2% Construction Waste
- 0.1% Demolition Waste

GHG EMISSIONS

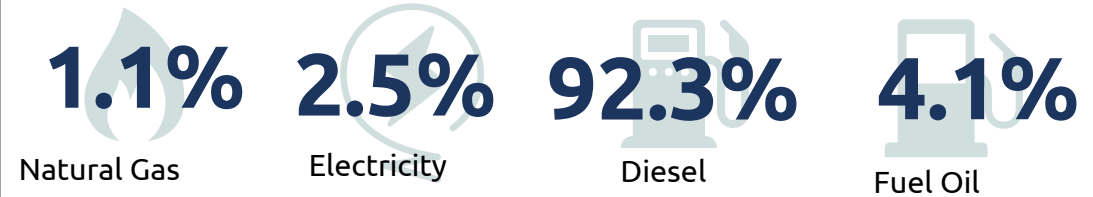


- 50.35% Scope 1 Emissions
- 1.05% Scope 2 Emissions
- 48.61% Scope 3 Emissions

SCOPE 3 TRANSPORT



ENERGY USAGE BREAKDOWN

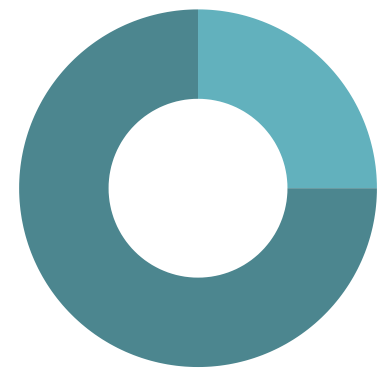


WATER USAGE

591.00m3 of water used across offices and project sites

There is **4.22x** more water in an Olympic Pool than used in 2023

ELECTRICITY TYPE BREAKDOWN



- 25% Brown electricity
- 75% Renewable Energy